

Palus Shikshan Prasarak Mandal's
ARTS, COMMERCE AND SCIENCE COLLEGE, PALUS
REPORT
STUDENT SATISFACTION SURVEY (SSS)
(Academic year 2020-21)

The education system should be student-centric. Learners should be benefitted by the learning process. The outcome of any learning process depends on the satisfaction level of the learners. Therefore, our college has decided to create a feedback mechanism for all the enrolled students which are main beneficiaries of this process. We have collected responses of the students regarding every aspect of the teaching, learning and evaluation process by means of Google form. We think the feedback from students will help us to monitor existing practices and also to design and implement new schemes/ policies for the students.

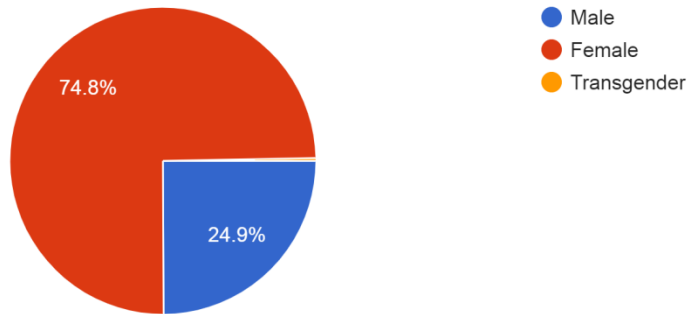
The format of the questionnaire is prepared by the IQAC as per the suggestions and guidelines of the NAAC. The format contains 20 questions on five-point Lickert's scale; including few questions regarding personal information. Due to Covid-19 pandemic, college could not function physically for more the 85 % of its working days. Therefore, the questionnaire communicated to the students as a “Google Form” through whatsapp and Telegram groups.

We received 333 responses. Approximately, 20 % students responded and recorded their responses. Among the responses, the proportion of girls are three times higher than that of boys, whereas the science and commerce faculty students are seen to be more aware regarding survey as compared to other faculties. The majority of the responses of students regarding the teaching, communication of teachers, extent of syllabus covered, preparation of teachers for the classes are reported as ‘excellent’ or ‘satisfactory’. The responses regarding the use of ICT for teaching and learning, opportunities for extra-curricular activities are excellent. The student centric teaching methods such as participative and experimental learning and problem solving methodologies are highly appreciated by the students, which are reflected in the responses. Approximately, 85 % of students feel that overall teaching-learning process is very good in our college.

The question-wise pie charts obtained from the summary of Google form responses are self-explanatory. These pie charts are given below:

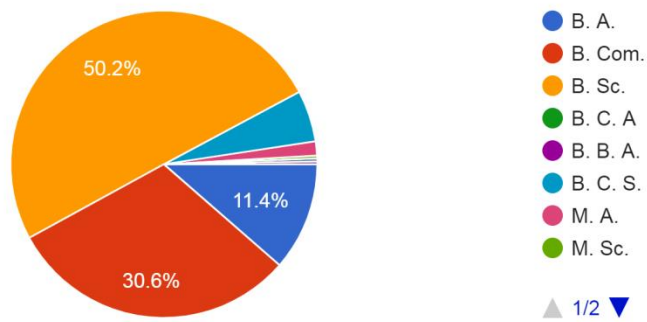
Gender

333 responses



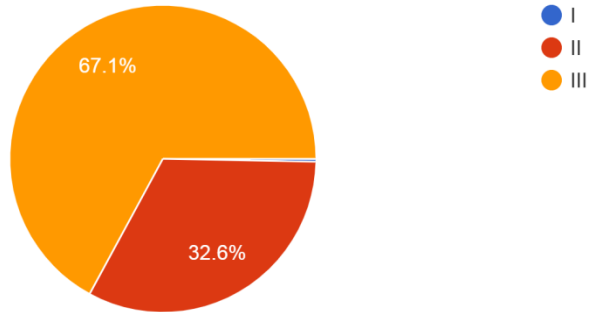
Faculty/Stream

333 responses



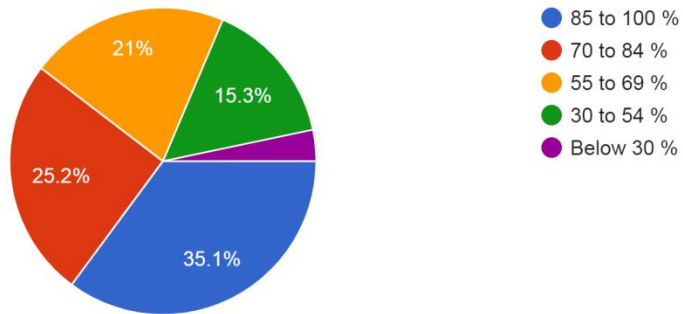
Class

331 responses



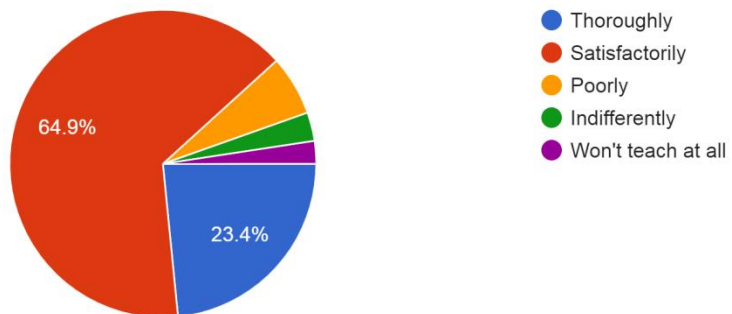
1. How much of the syllabus was covered in the class?

333 responses



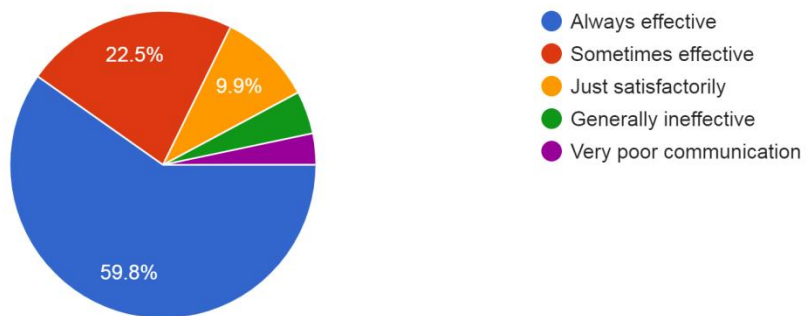
2. How well did the teachers prepare for the classes?

333 responses



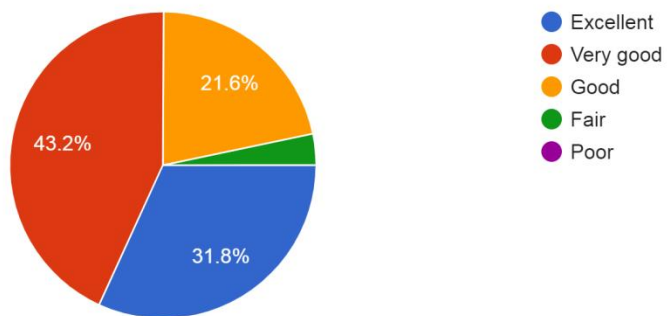
3. How well were the teachers able to communicate?

333 responses



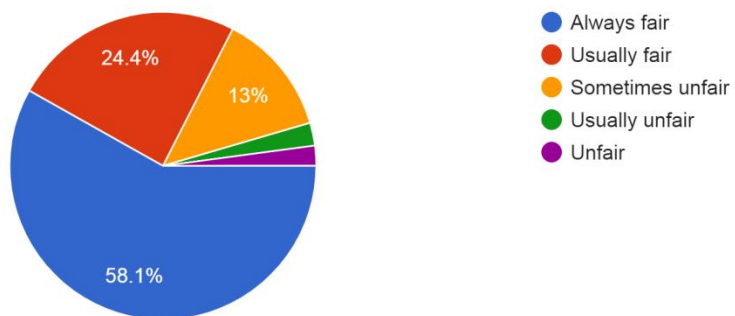
4. The teacher's approach to teaching can best be described as

333 responses



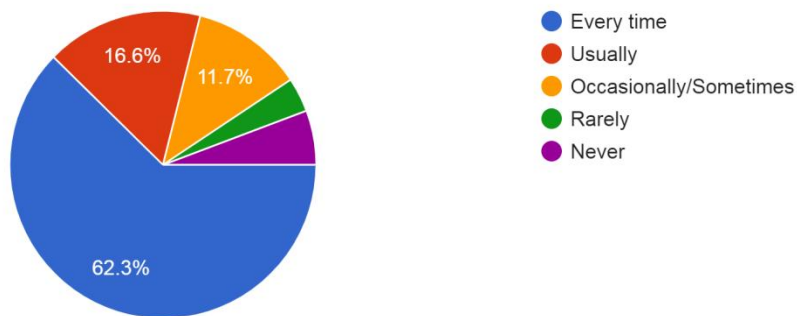
5. Fairness to the internal evaluation process by the teacher

332 responses



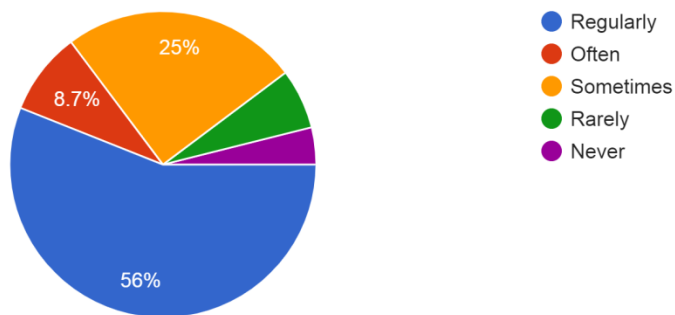
6. Was your performance in assignments discussed with you?

332 responses



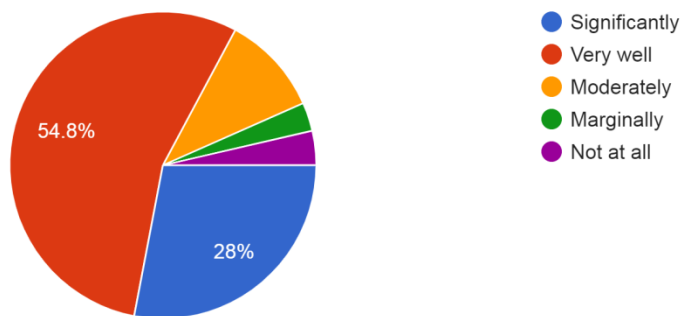
7. The institute (college) takes active interest in promoting internship, student exchange, field visit opportunities for students

332 responses



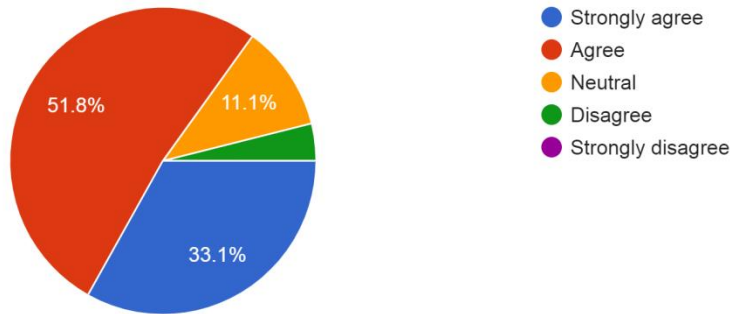
8. The teaching and mentoring process in your college (institution) facilitates you in cognitive, social and emotional growth

332 responses



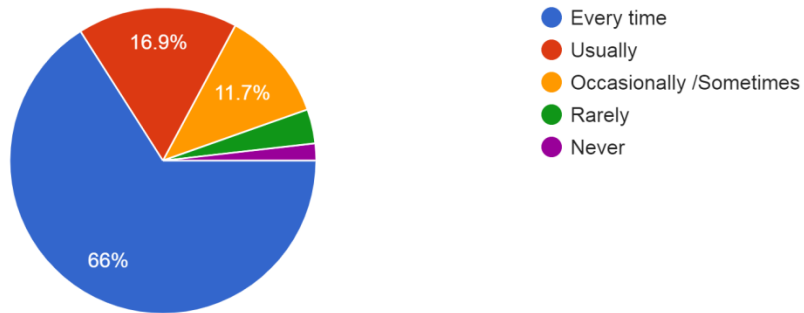
9. The institution (college) provides multiple opportunities to learn and grow

332 responses



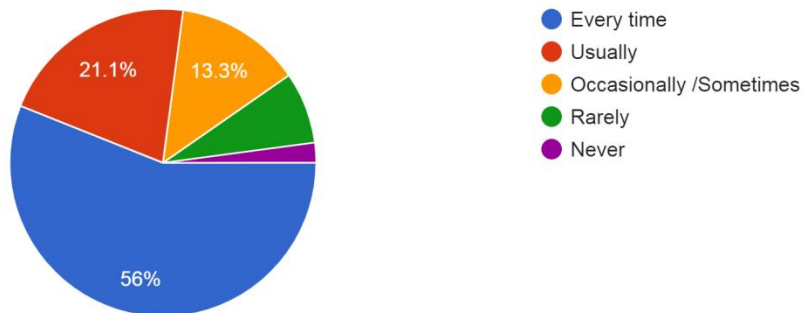
10. Teachers inform you about your expected competencies, course outcomes and programme outcomes

332 responses



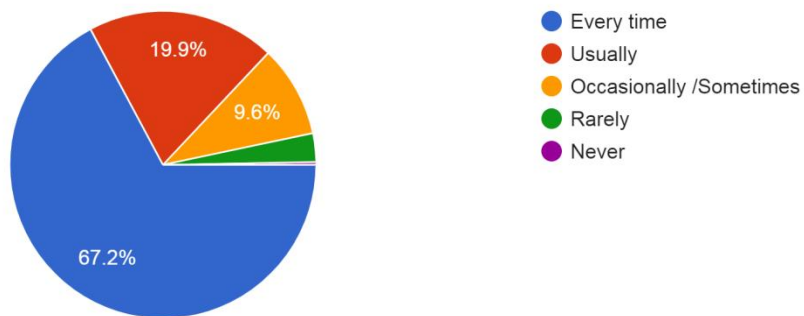
11. Your mentor does a necessary follow-up with an assigned task to you

332 responses



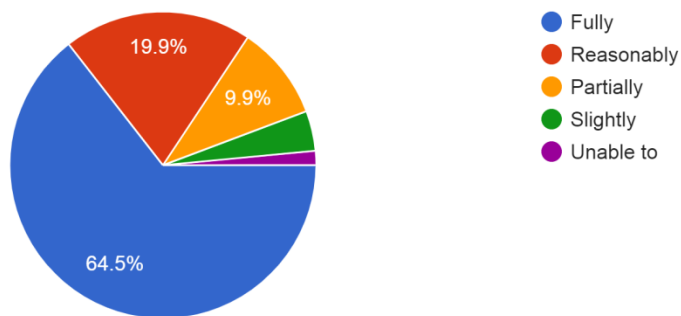
12. The teachers illustrate the concepts through examples and applications

332 responses



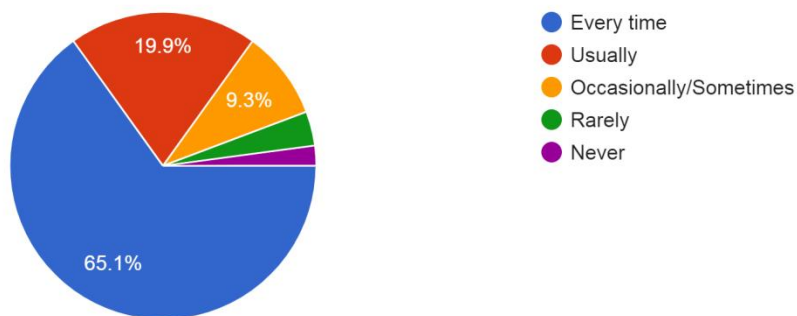
13. The teachers identify your strengths and encourage you with providing right level of challenges

332 responses



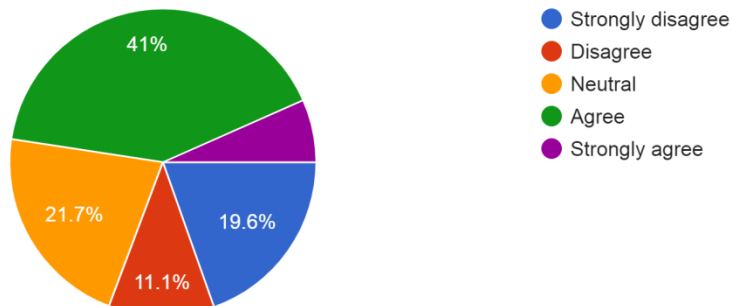
14. Teachers are able to identify your weaknesses and help you to overcome them

332 responses



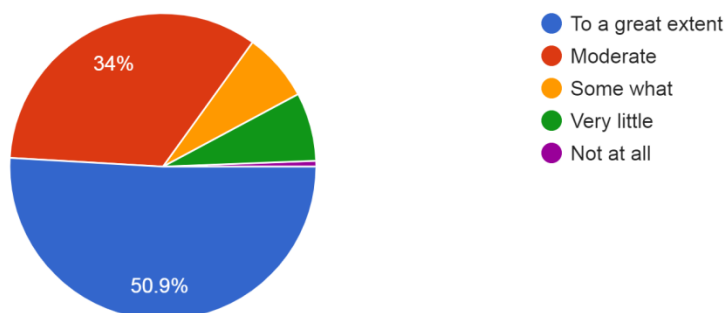
15. The institution (college) makes effort to engage students in the monitoring, review and continuous quality improvement of the teaching learning process

332 responses



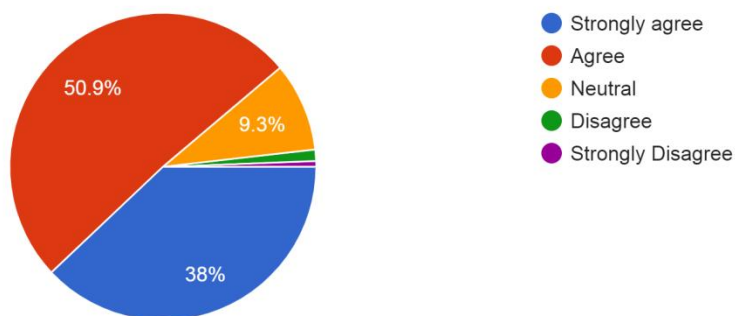
16. The institute/teacher use student centric methods, such as experimental learning, participative learning and problem solving methodologies for enhancing learning experiences

332 responses



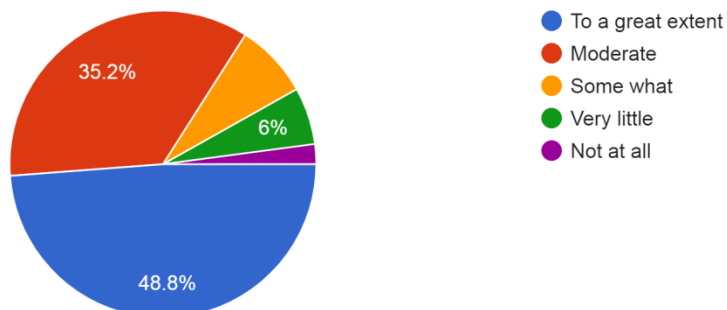
17. Teachers encourage you to participate in extracurricular activities

332 responses



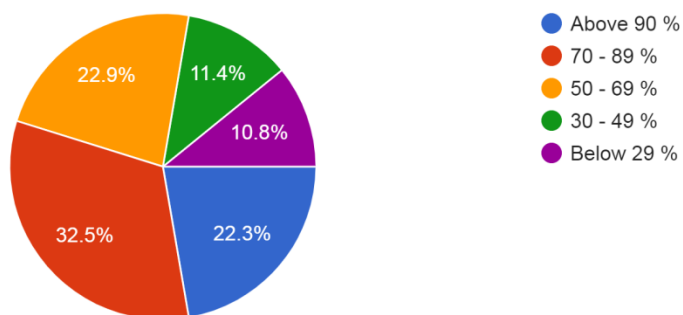
18. Efforts are made by the institute/teachers to inculcate soft skills, life skills and employability skills to make you ready for the world of work

332 responses



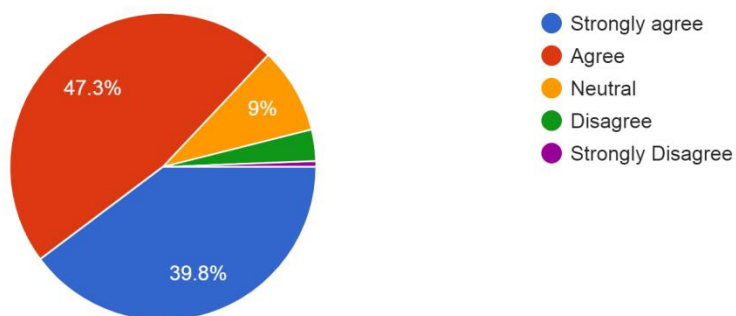
19. What percentage of teachers use ICT tools such as LCD projector, Multimedia, etc. while teaching

332 responses



20. The overall quality of teaching-learning process in your institute is very good.

332 responses



The overall comments in the feedback are either very good or excellent regarding teaching, learning and evaluation process; co-curricular and extra-curricular and extension activities. However, there are also suggestions / complaints from few students such as include daily-life example while teaching, use of LCD projector to demonstrations, thorough explanation of difficult concepts and elaborating with illustrations, etc. Suggestions for providing internet connectivity and spacious reading room in library are also received from the students.

The suggestions/complaints will be considered in the follow-up meeting of IQAC. Further, IQAC in consultation with Principal will try to find-out a way to fulfill demands of students by providing better facilities.

Report prepared by

- 1) Mr. D. N. Kalange
- 2) Dr. S. D. Pawar
- 3) Dr. S. Y. Shesabhare
- 4) Mr. R. B. Jadhav
- 5) Mr. U. D. Patil

Submitted for further action to

Dr. P. M. Patil

Co-ordinator, IQAC

and

Dr. R. S. Salunkhe

Hon. Principal,

Arts, Commerce and Science College, Palus