

# ARTS, COMMERCE AND SCIENCE COLLEGE, PALUS

## STUDENT SATISFACTION SURVEY (SSS)

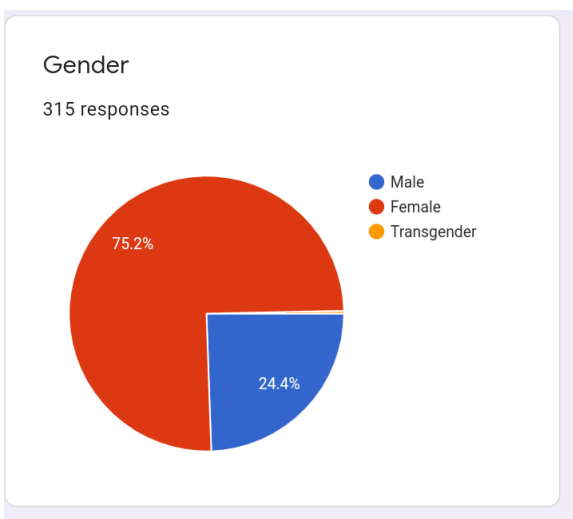
for the Academic year 2019-20

### REPORT

The main beneficiaries of our education system are learners (students). The outcome of the learning process highly depends on the satisfaction level of the learners. It is prime duty of every institute to collect feedback on the satisfaction level of learners, analyze it and if needed, accordingly design and implement new policies and schemes or modify existing ones.

In our college, we adopted the format of questionnaire designed by the NAAC to the satisfaction level of students. The format containing 20 questions on five-point Lickert's scale and also few regarding personal information of students is designed. Due to Covid-19 pandemic, college was closed during the end of academic year. Therefore, the questionnaire communicated to the students as a "Google Form" through whatsapp and Telegram groups created.

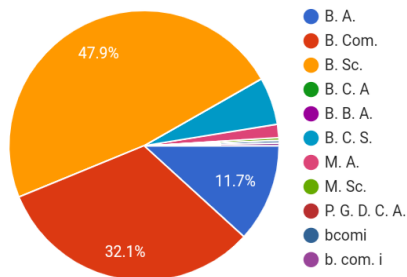
We received 315 responses. Approximately, 20 % students responded and recorded their responses. Among the responses, the proportion of girls are three times higher than that of boys, whereas the science and commerce faculty students are seen to be more aware regarding survey as compared to other faculties. The majority of the responses of students regarding the teaching, communication of teachers, extent of syllabus covered, preparation of teachers for the classes are reported as 'excellent' or 'satisfactory'. The responses regarding the use of ICT for teaching and learning, opportunities for extra-curricular activities are excellent. The student centric teaching methods such participative and experimental learning and problem solving methodologies are highly appreciated by the students, which is reflected in the responses. Approximately, 85 % of students feel that overall teaching-learning process is very good in our college.



Feedback responses of Girl students are observed to be three times more than that of boy students.

### Faculty/Stream

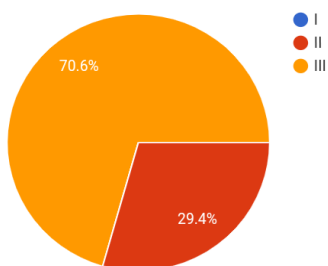
315 responses



The feedback responses of students of B. A. stream are less as compared to the streams. It is observed that, students of B. Sc. and B. Com. streams are more aware about submitting the feedback.

### Class

313 responses

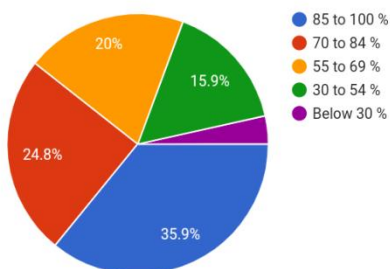


When we analyzed feedback according to the class, we observed that response of senior students is much higher than first and second year students.

### student satisfaction survey on Teaching Learning Process

1. How much of the syllabus was covered in the class?

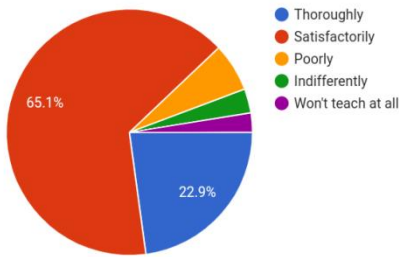
315 responses



More than 60 % of students (respondents) responded that 80 % and more syllabuses were covered in the class. 80 % respondents reported that 70% and more syllabuses were covered in the class. However, 4% of respondents reported that even less than 30% of syllabus was covered in the class. This is to be investigated for reasons of failure and necessary steps should be taken.

2. How well did the teachers prepare for the classes?

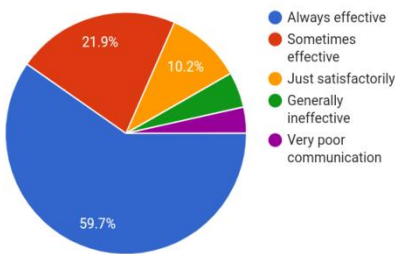
315 responses



Students' responses regarding the preparation of teachers for the classes are altogether satisfactory. We should think that only 23 % of responses reported that teachers prepare thoroughly for the classes.

3. How well were the teachers able to communicate?

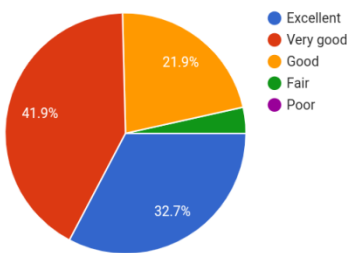
315 responses



60 % of respondents have reported that teachers are always effective to communicate with students in classes. However, other responses are also considerable, so there may be some teachers whose communication is up to the satisfaction of the students.

4. The teacher's approach to teaching can best be described as

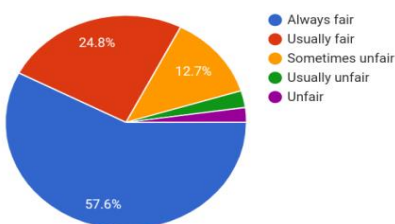
315 responses



Approximately, 75% of students have reported that teachers approach to teaching is very good or excellent. There is not a single response reported poor approach of teacher to teaching.

5. Fairness to the internal evaluation process by the teacher

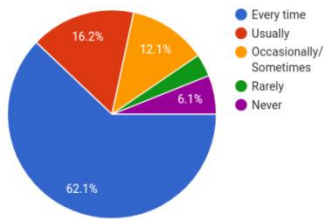
314 responses



More than 80 % of the respondents have reported that internal evaluation processes by the teacher are 'Always Fair' or 'Usually Fair'.

6. Was your performance in assignments discussed with you?

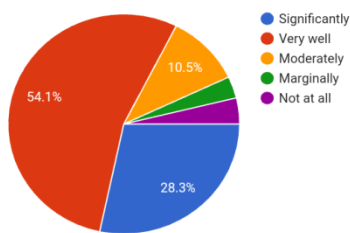
314 responses



Majority of the students (respondents) have reported that their teachers were discussed their performance in the assignments.

8. The teaching and mentoring process in your college (institution) facilitates you in cognitive, social and emotional growth

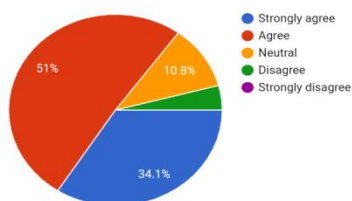
314 responses



Approximately, 82 % of students have reported the response 'satisfactory' or 'very well' regarding mentoring process in the college.

9. The institution (college) provides multiple opportunities to learn and grow

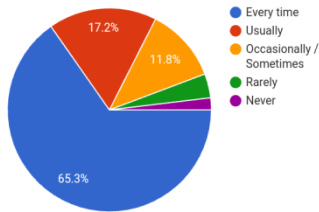
314 responses



About 85 % of Students are strongly agreed or agreed with the multiple opportunities provided to learn and grow in the college.

10. Teachers inform you about your expected competencies, course outcomes and programme outcomes

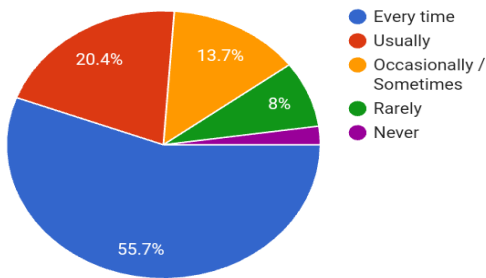
314 responses



More than 65 % of Students informed that they are well informed about the expected competencies, course outcomes and programme outcomes.

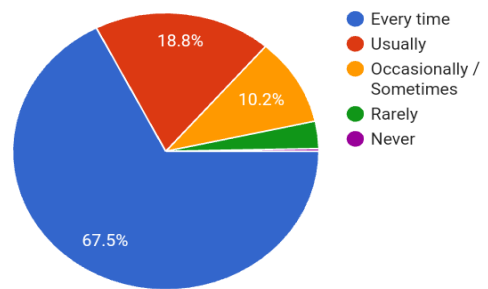
11. Your mentor does a necessary follow-up with an assigned task to you

314 responses



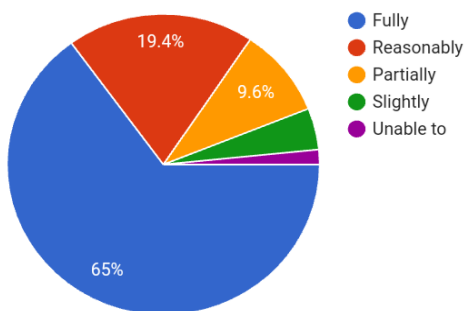
12. The teachers illustrate the concepts through examples and applications

314 responses



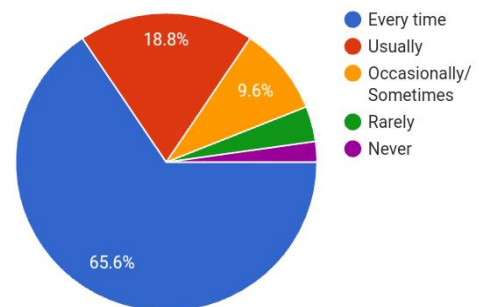
13. The teachers identify your strengths and encourage you with providing right level of challenges

314 responses



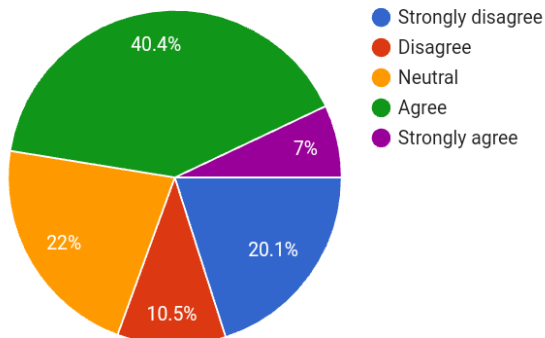
14. Teachers are able to identify your weaknesses and help you to overcome them

314 responses



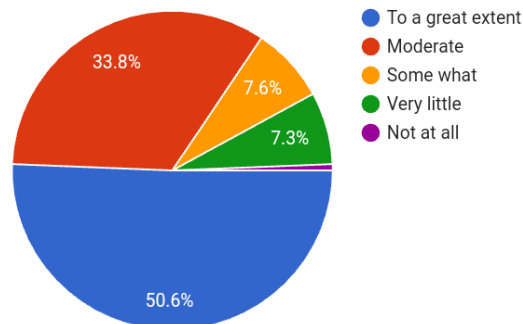
15. The institution (college) makes effort to engage students in the monitoring, review and continuous quality improvement of the teaching learning process

314 responses



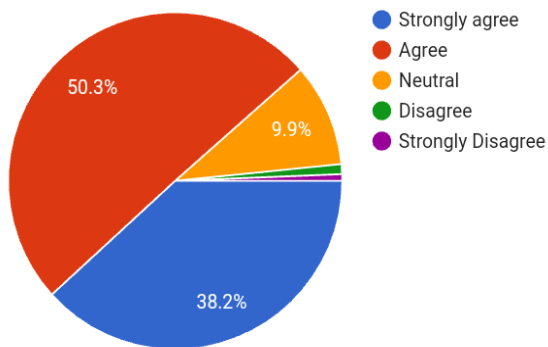
16. The institute/teacher use student centric methods, such as experimental learning, participative learning and problem solving methodologies for enhancing learning experiences

314 responses



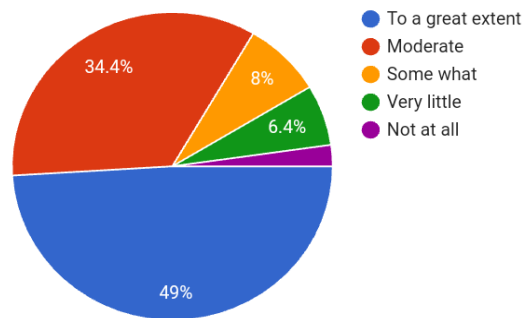
17. Teachers encourage you to participate in extracurricular activities

314 responses



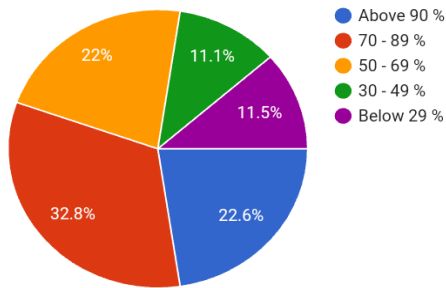
18. Efforts are made by the institute/teachers to inculcate soft skills, life skills and employability skills to make you ready for the world of work

314 responses



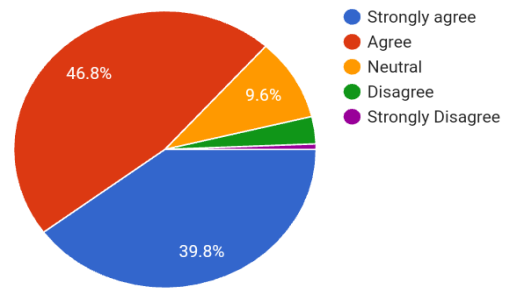
19. What percentage of teachers use ICT tools such as LCD projector, Multimedia, etc. while teaching

314 responses



20. The overall quality of teaching-learning process in your institute is very good.

314 responses



The overall analyses of responses of students are satisfactory about teaching, learning and evaluation process practiced of the college.